

1318620-2 ✓ ACTIVE

AMP | TH/.025 Connector System

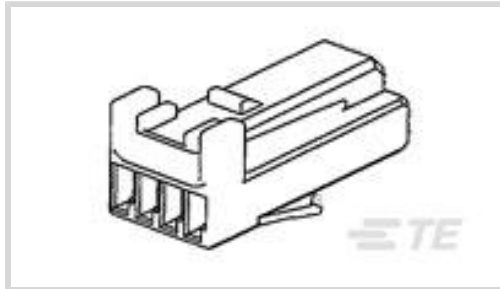
TE Internal #: 1318620-2

Housing for Female Terminals, Wire-to-Board / Wire-to-Device, 4 Position, .079 in [2 mm] Centerline, Black, Signal, TH/.025 Connector System

[View on TE.com >](#)



Connectors > Automotive Connectors > Connector Housings > TH/.025 CONNECTOR SYSTEM, HOUSING



Connector & Housing Type: **Housing for Female Terminals**

Mating Tab Width: **.64 mm [ .025 in ]**

Connector System: **Wire-to-Board, Wire-to-Device**

Number of Positions: **4**

Centerline (Pitch): **2 mm [ .079 in ]**

[All TH/.025 CONNECTOR SYSTEM, HOUSING \(202\)](#)

## Features

### Product Type Features

Connector Shape	Rectangular
Connector & Housing Type	Housing for Female Terminals
Connector System	Wire-to-Board, Wire-to-Device
Sealable	No
Hybrid Connector	No
Primary Locking Feature	On the Terminal

### Configuration Features

Number of Positions	4
Number of Rows	1

### Electrical Characteristics

Operating Voltage	12 VDC
Nominal Voltage Architecture	12 V

### Body Features

Cable Exit Angle	180°
Body Material	PBT
Primary Product Color	Black



### Contact Features

Contact Size	.63mm
Contact Type	Receptacle
Mating Tab Width	.64 mm[.025 in]

### Mechanical Attachment

Mounting Feature	Without
Terminal Position Assurance	Yes
Strain Relief	Without
Mating Alignment Type	Polarized
Mating Alignment	With
Connector Mounting Type	Cable Mount (Free-Hanging)

### Housing Features

Centerline (Pitch)	2 mm[.079 in]
--------------------	---------------

### Dimensions

Product Width	8.6 mm[.339 in]
Product Length	19 mm[.748 in]
Product Height	9 mm[.354 in]

### Usage Conditions

Operating Temperature (Max)	70 °C, 75 °C, 80 °C, 85 °C, 90 °C, 100 °C [158 °F][167 °F][176 °F][185 °F][194 °F][212 °F]
Operating Temperature Range	-30 – 100 °C[-22 – 212 °F]

### Operation/Application

Circuit Application	Signal
---------------------	--------

### Industry Standards

UL Flammability Rating	UL 94HB
------------------------	---------

### Packaging Features

Packaging Quantity	100
Packaging Method	Bag

### Other

Serviceable	Yes
Connector Position Assurance Capable	No



## Product Compliance

[For compliance documentation, visit the product page on TE.com>](#)

EU RoHS Directive 2011/65/EU	Compliant
EU ELV Directive 2000/53/EC	Compliant
China RoHS 2 Directive MIIT Order No 32, 2016	No Restricted Materials Above Threshold
EU REACH Regulation (EC) No. 1907/2006	Current ECHA Candidate List: JUNE 2022 (224) Candidate List Declared Against: JUNE 2022 (224) Does not contain REACH SVHC
Halogen Content	Low Halogen - Br, Cl, F, I < 900 ppm per homogenous material. Also BFR/CFR/PVC Free
Solder Process Capability	Not applicable for solder process capability

### Product Compliance Disclaimer

This information is provided based on reasonable inquiry of our suppliers and represents our current actual knowledge based on the information they provided. This information is subject to change. The part numbers that TE has identified as EU RoHS compliant have a maximum concentration of 0.1% by weight in homogenous materials for lead, hexavalent chromium, mercury, PBB, PBDE, DBP, BBP, DEHP, DIBP, and 0.01% for cadmium, or qualify for an exemption to these limits as defined in the Annexes of Directive 2011/65/EU (RoHS2). Finished electrical and electronic equipment products will be CE marked as required by Directive 2011/65/EU. Components may not be CE marked. Additionally, the part numbers that TE has identified as EU ELV compliant have a maximum concentration of 0.1% by weight in homogenous materials for lead, hexavalent chromium, and mercury, and 0.01% for cadmium, or qualify for an exemption to these limits as defined in the Annexes of Directive 2000/53/EC (ELV). Regarding the REACH Regulation, the information TE provides on SVHC in articles for this part number is based on the latest European Chemicals Agency (ECHA) 'Guidance on requirements for substances in articles' posted at this URL: <https://echa.europa.eu/guidance-documents/guidance-on-reach>


## Compatible Parts



Also in the Series | [TH/.025 Connector System](#)



Automotive Connector Caps &amp; Covers (6)



Automotive Housings(203)



Automotive Seals &amp; Cavity Plugs(2)




Automotive Terminals(25)



Insertion &amp; Extraction Tools(4)



Other Automotive Connector Accessories(5)



PCB Headers &amp; Receptacles(144)

## Documents

### Product Drawings

#### 025 PLUG HSG 4P FOR A/H SENSOR

Japanese

### CAD Files

#### 3D PDF

English

#### Customer View Model

[ENG\\_CVM\\_1318620-2\\_A.2d\\_dxf.zip](#)

English

#### Customer View Model

[ENG\\_CVM\\_1318620-2\\_A.3d\\_igs.zip](#)

English

#### Customer View Model

[ENG\\_CVM\\_1318620-2\\_A.3d\\_stp.zip](#)

English

By downloading the CAD file I accept and agree to the [Terms and Conditions](#) of use.

### Datasheets & Catalog Pages

#### TH/.025 Connector Series

English

### Product Specifications

#### Crimping of 025 Receptacle Contact

Japanese

#### Application Specification

Japanese



---

**Product Environmental Compliance**

**Product Compliance**

English

**Product Compliance**

English

---

**Instruction Sheets**

**Instruction Sheet (non U.S.)**

Japanese

**Instruction Sheet (non U.S.)**

Japanese